




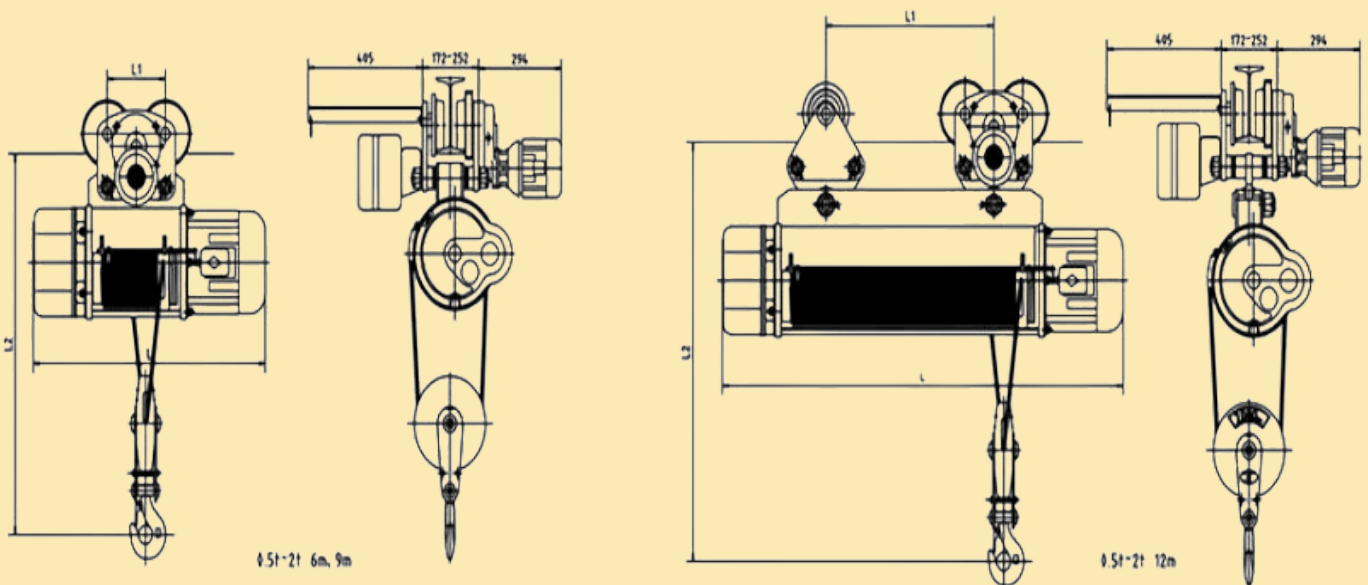
V-TAL[®]

ELECTRIC HOIST

1. ELECTRIC WIRE ROPE HOIST (Model No- CD-1)



These Electric Wire Rope Hoists are widely known for their trouble free operation and sturdy design. The hoists are available with fix suspension, geared trolley as well as power trolley. These products conform to the ISO specifications, which makes them highly reliable. In addition to the standard range, these products can also be deigned as per the specifications provided by the clients.

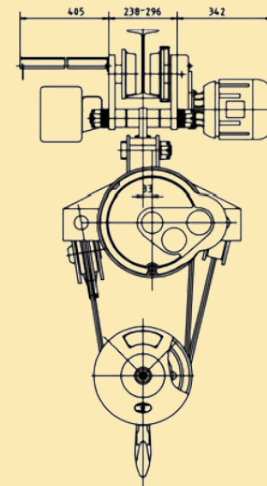
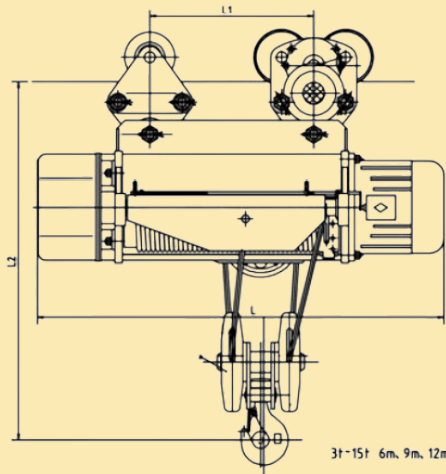




V-TAL[®]

SPECIFICATIONS OF ELECTRIC WIRE ROPE HOIST 0.5t-2t 6m, 9m & 0.5t-2t 12m

| Capacity (t) | Working Group | HOL (m) | Lifting Speed (m/min) | Lifting Motor Model | Traveling Speed (m/min) | Traveling Motor Model | Voltage | L (mm) | L1 (mm) | L2 (mm) |
|--------------|---------------|---------|-----------------------|---------------------|-------------------------|-----------------------|-----------------|--------------|-------------|------------|
| 0.5 | M3 | 6 9 12 | 8 | ZD1 21-4/0.8Kw | 20 | ZDY 11-4/0.2Kw | 380~415V ; 50Hz | 630 702 774 | 185 185 185 | 765 |
| 1 | M3 | 6 9 12 | 4 | ZD1 22-4/1.5Kw | 20 | ZDY 11-4/0.2Kw | 380~415V ; 50Hz | 771 869 969 | 185 195 316 | - 825 925 |
| 2 | M3 | 6 9 12 | 8 | ZD1 31-4/3Kw | 20 | ZDY 12-4/0.4Kw | 380~415V ; 50Hz | 831 931 1031 | 205 205 290 | - 889 1004 |



SPECIFICATIONS OF ELECTRIC WIRE ROPE HOIST 3t-15t 6m, 9m, 12m

| Capacity (t) | Working group | HOL (m) | Lifting speed (m/mm) | Lifting motor Model | Travelling speed (m/mm) | Travelling Motor Model | DIMENSIONS (mm) | | | | | | Voltage | |
|--------------|---------------|---------|----------------------|---------------------|-------------------------|------------------------|-----------------|------|------|-----|-----|-----|---------|----------------|
| | | | | | | | L | | L1 | | L2 | | | |
| 3 | M3 | 6 9 12 | 4 | ZD132-44.5 Kw | 20 | ZDY 12 - 40.4 Kw | 1183 | 1399 | 1605 | 336 | 450 | 656 | 1061 | 380~415v; 50Hz |
| 5 | M3 | 6 9 12 | 4 | ZD141-47.5 Kw | 20 | ZDY21 - 40.8 Kw | 1249 | 1459 | 1669 | 375 | 585 | 795 | 1275 | 380~415v; 50Hz |
| 10 | M3 | 6 9 12 | 3.5 | ZD151-413 Kw | 20 | ZDY21 - 40.8 Kw X 2 | 1630 | 1630 | 1811 | 514 | 514 | 695 | 1430 | 380~415v; 50Hz |
| 15 | M3 | 6 9 12 | 3.5 | ZD151-413 Kw | 20 | ZDY 21 - 40.8 Kw X 2 | 1630 | 1630 | 1842 | 514 | 514 | 726 | 1450 | 380~415v; 50Hz |